









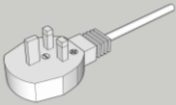


Bliss 50 Water Feature Component List

Sales Order:

Customer:

Order Picked By:

Notes:

Image	Component	Quantity	Picked
	Bliss 50 Stone Sphere	1	
	Reservoir Tub 70cm Outer Diameter x 36cm Deep (holds 90 litres) Steel Support Grill & Access Hatch Mesh Guard	1	
	2000 Litre Per Hour Pump	1	
	Purple Flow Valve Attached With 19mm Water Pump Hose	1	
	19mm Water Pump Hose	1	
	150mm Length Of Rubber Seal	1	
	13 Amp Plug	1	
	Bags of Decorative Pebbles	2	
	Complimentary Bag of 25 Chlorine Tablets	1	