



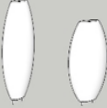




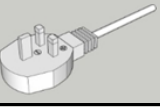


Sturgeon Duet Water Feature Component List

Sales Order:

Customer:

Order Picked By:

Notes PLEASE NOTE YOU WILL NEED A 20mm SPANNER TO TIGHTEN THE BOLT AT THE BASE. You may receive empty boxes from some pre-assembled components - these are required for warranty purposes.

Image	Component	Quantity	Picked
	Sturgeon 100 Slate Feature Sturgeon 75 Slate Feature	1	
	Reservoir Tub 114cm Outer Diameter x 35cm deep (holds 330 litres) Steel Support Grill & Access Hatch Mesh Guard	1	
	2000 Litre Per Hour Pump	1	
	Green Flow Valve Attached With 16mm Water Pump Hose	1	
	Metal Bung Attached With 16mm Water Pump Hose	2	
	1/2" Distributor (split down to two) with 19mm Water Pump Hose	1	
	Metal Base Plate Small x 2 (Foras 122) Metal Base Plate Large x 2 (Foras 123) 20mm Nuts x 4	4 Plates 4 Nuts	
	13 Amp Plug	1	
	White Feeder Pipe	1	
	Bags of Decorative Pebbles	4	
	Complimentary Bag of 25 Chlorine Tablets	1	