









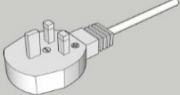



# Infinity Serene 90 Water Feature Component List

Sales Order:

Customer:

Order Picked By:

Notes

Image	Component	Quantity	Picked
	Infinity 90: Rainbow Bowl <input type="checkbox"/> Pewter Bowl <input type="checkbox"/> Shark Bowl <input type="checkbox"/>  3 x Stone Feet	1	
	Reservoir Tub 114cm Outer Diameter x 35cm Deep (holds 330 litres) Steel Support Grill & Access Hatch Mesh Guard	1	
	2000 Litre Per Hour Pump	1	
	Purple Flow Valve Attached With 19mm Pipe Water Pump Hose	1	
	Metal Bung Attached With 19mm Water Pump Hose	1	
	150mm Length Of Rubber Seal	1	
	13 Amp Plug	1	
	29.5cm Stainless Steel Reservoir Support (Foras SS-295)	1	
	Bags of Decorative Pebbles	5	
	Complimentary Bag of 25 Chlorine Tablets	1	