









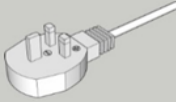


Belmont 40 Matrix Water Feature Component List

Sales Order:

Customer:

Order Picked By:

Notes: You may have empty boxes for some pre-assembled components. Please retain for warranty purposes.

Image	Component	Quantity	Picked
	Belmont 40 Stone Sphere	1	
	Reservoir Tub 114cm Outer Diameter x 35cm deep (holds 330 litres) Steel Support Grill & Access Hatch Mesh Guard	1	
	2000 Litre Per Hour Pump	1	
	Assembled Water Pump Hose Comprising: 16mm Pipe, Reducer, 19mm Pipe and Green Flow Valve	1	
	Metal Bung Attached With 16mm Water Pump Hose	1	
	Matrix Frame (Foras 60)	1	
	13 Amp Plug	1	
	Bags of Decorative Pebbles	6	
	Bag of Chlorine Tablets	1	