









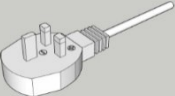


Belmont 60 Water Feature Component List

Sales Order:

Customer:

Order Picked By:

Notes: You may have empty boxes for some pre-assembled components. Please retain for warranty purposes.

| Image | Component | Quantity | Picked |
|---|---|----------|--------|
|  | Belmont 60 Stone Sphere | 1 | |
|  | Reservoir Tub 87cm outer diameter x 32cm deep (holds 180 litres) Steel Support Grill & Access Hatch Mesh Guard | 1 | |
|  | 1200 Litre Per Hour Pump | 1 | |
|  | Green Flow Valve Attached With 16mm Water Pump Hose | 1 | |
|  | Metal Bung Attached With 16mm Water Pump Hose | 1 | |
|  | 27.5cm Plastic Reservoir Support Pipe (Foras PS-275) | 1 | |
|  | 13 Amp Plug | 1 | |
|  | Bags of Decorative Pebbles | 3 | |
|  | Complimentary Bag of 25 Chlorine Tablets | 1 | |