





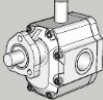



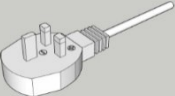


Belmont 50 Water Feature Component List

Sales Order:

Customer:

Order Picked By:

Notes: You may have empty boxes for some pre-assembled components. Please retain for warranty purposes.

Image	Component	Quantity	Picked
	Belmont 50 Stone Sphere	1	
	Reservoir Tub 70cm outer diameter x 36cm deep (holds 90 litres) Steel Support Grill & Access Hatch Mesh Guard	1	
	600 Litre Per Hour Pump	1	
	Green Flow Valve Attached With 16mm Water Pump Hose	1	
	Metal Bung Attached With 16mm Water Pump Hose	1	
	31cm Plastic Reservoir Support Pipe (Foras PS-310)	1	
	13 Amp Plug	1	
	Bags of Decorative Pebbles	3	
	Complimentary Bag of 25 Chlorine Tablets	1	